



2023 annual report to the Community

Brighton Primary School and Centre of Deaf Education

Brighton Primary School number: 637

Partnership: Holdfast

School principal:

Rebecca Read

Date of endorsement:

13/02/2024



Context Statement

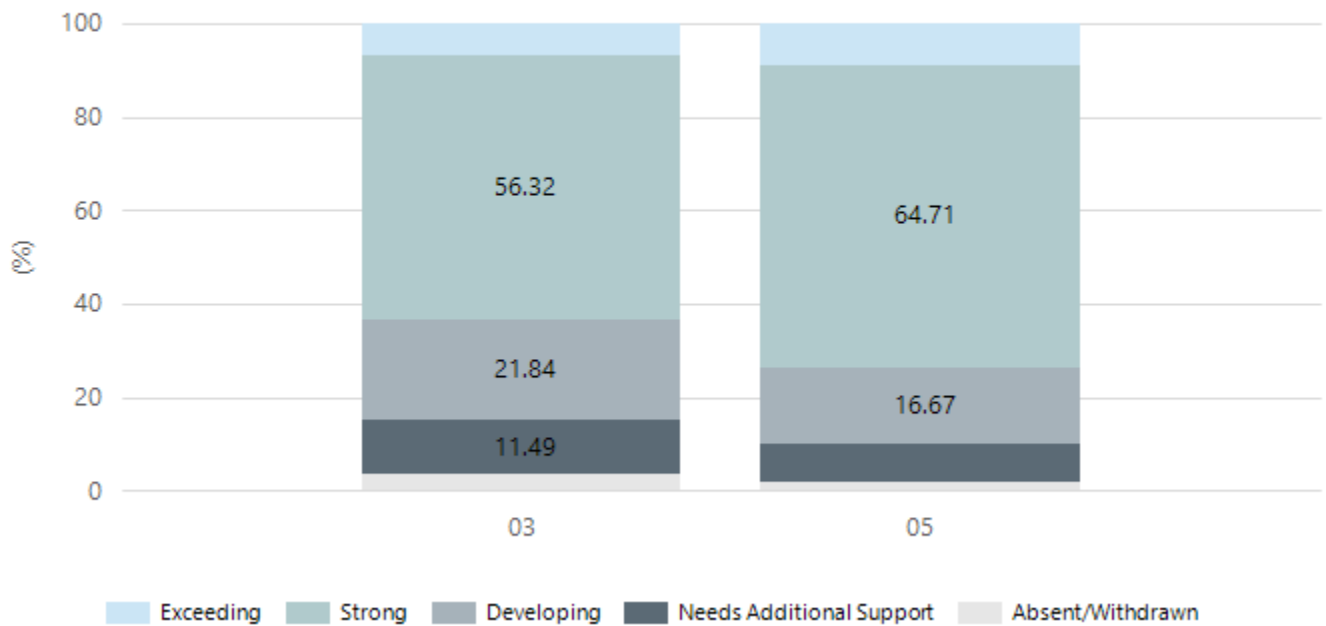
Brighton Primary School caters for students from R-6. At the time of this report, the enrolment in 2023 is 689. Brighton Primary School is classified as Category 6 on the Department for Education Index of Educational Disadvantage. At the time of this report, the school population includes 2% Aboriginal students, 5% students with disabilities, 9% students with English as an additional language or dialect (EALD) funded background, 1% children/young people in care. Further information about the school is available on the school's website (including its context statement), as well as the My School website.

Performance Summary

NAPLAN Proficiency

In 2023, the Australian Curriculum, Assessment and Reporting Authority (ACARA) - a Commonwealth Independent statutory authority - announced changes to NAPLAN performance reporting. This new way of reporting by ACARA that NAPLAN results from 2023 will not be comparable to previous years. The new approach replaces the previous numerical NAPLAN bands and the national minimum standard.

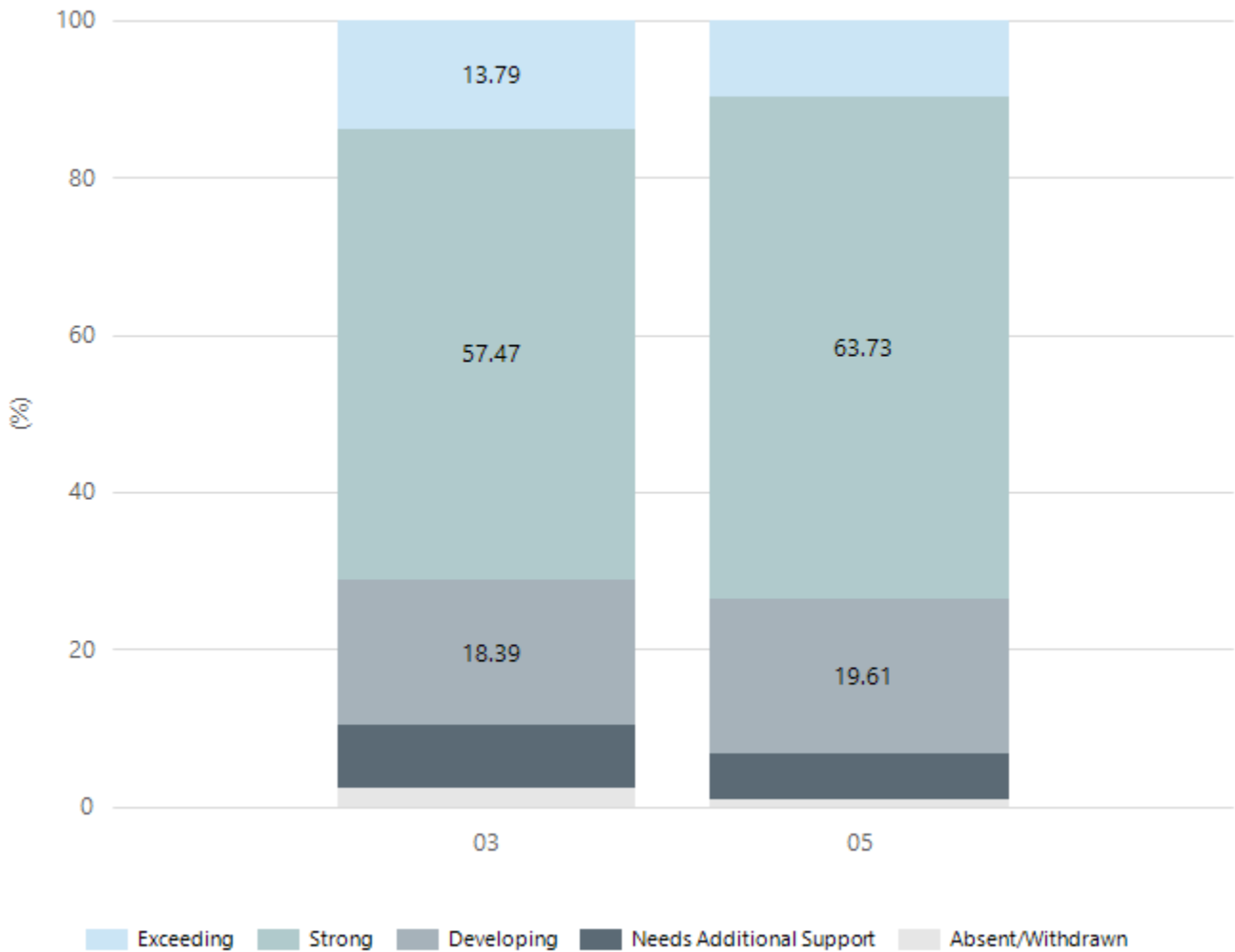
Numeracy



Year Level	03	05
Exceeding	6	9
Strong	49	66
Developing	19	17
Needs Additional Support	10	8
Absent/Withdrawn	3	2
Total	87	102

Data Source: Department for Education Assessment Data Holdings, 2023. When there are less than six students in a cohort, no data is supplied.

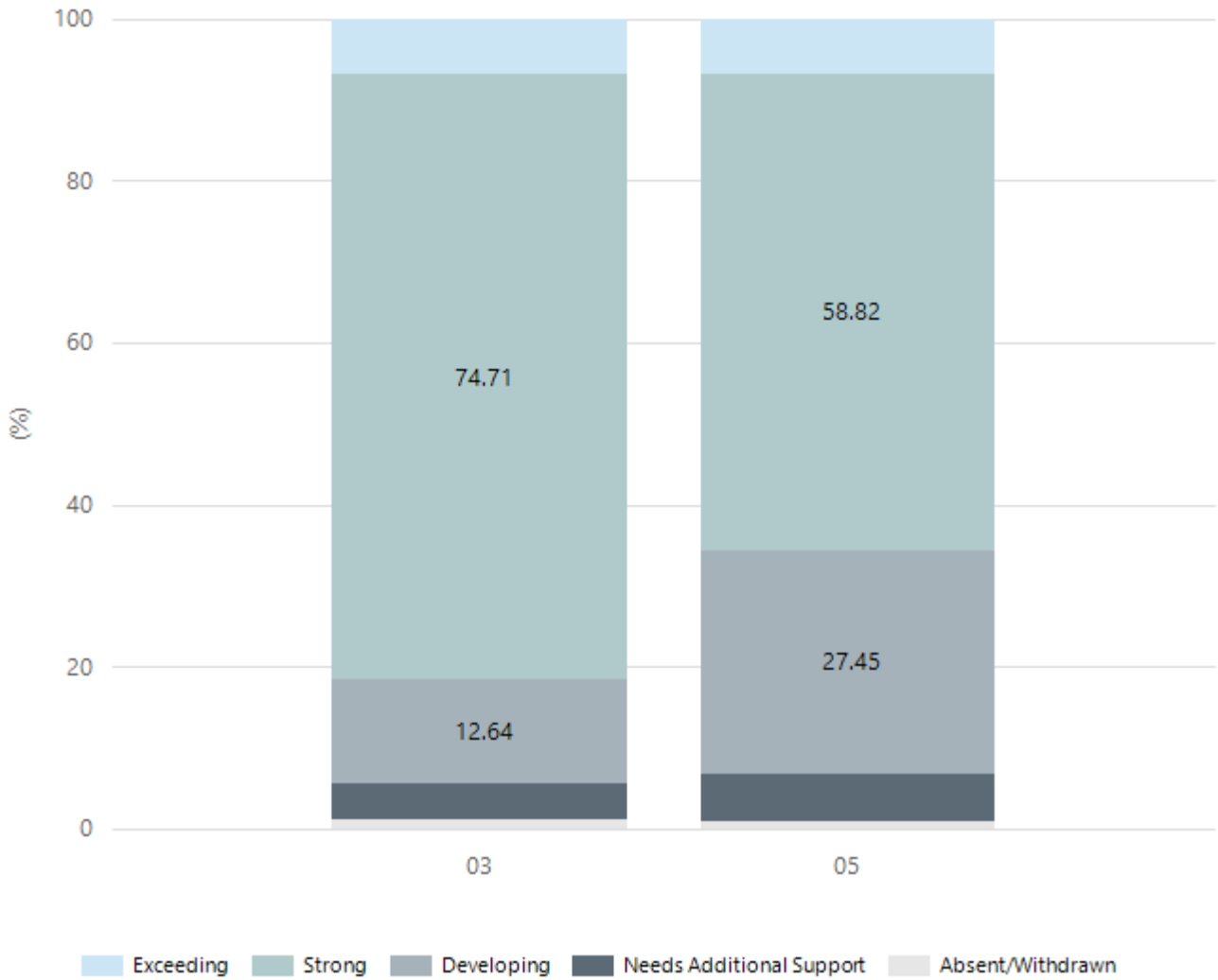
Reading



Year Level	03	05
Exceeding	12	10
Strong	50	65
Developing	16	20
Needs Additional Support	7	6
Absent/Withdrawn	2	1
Total	87	102

Data Source: Department for Education Assessment Data Holdings, 2023. When there are less than six students in a cohort, no data is supplied.

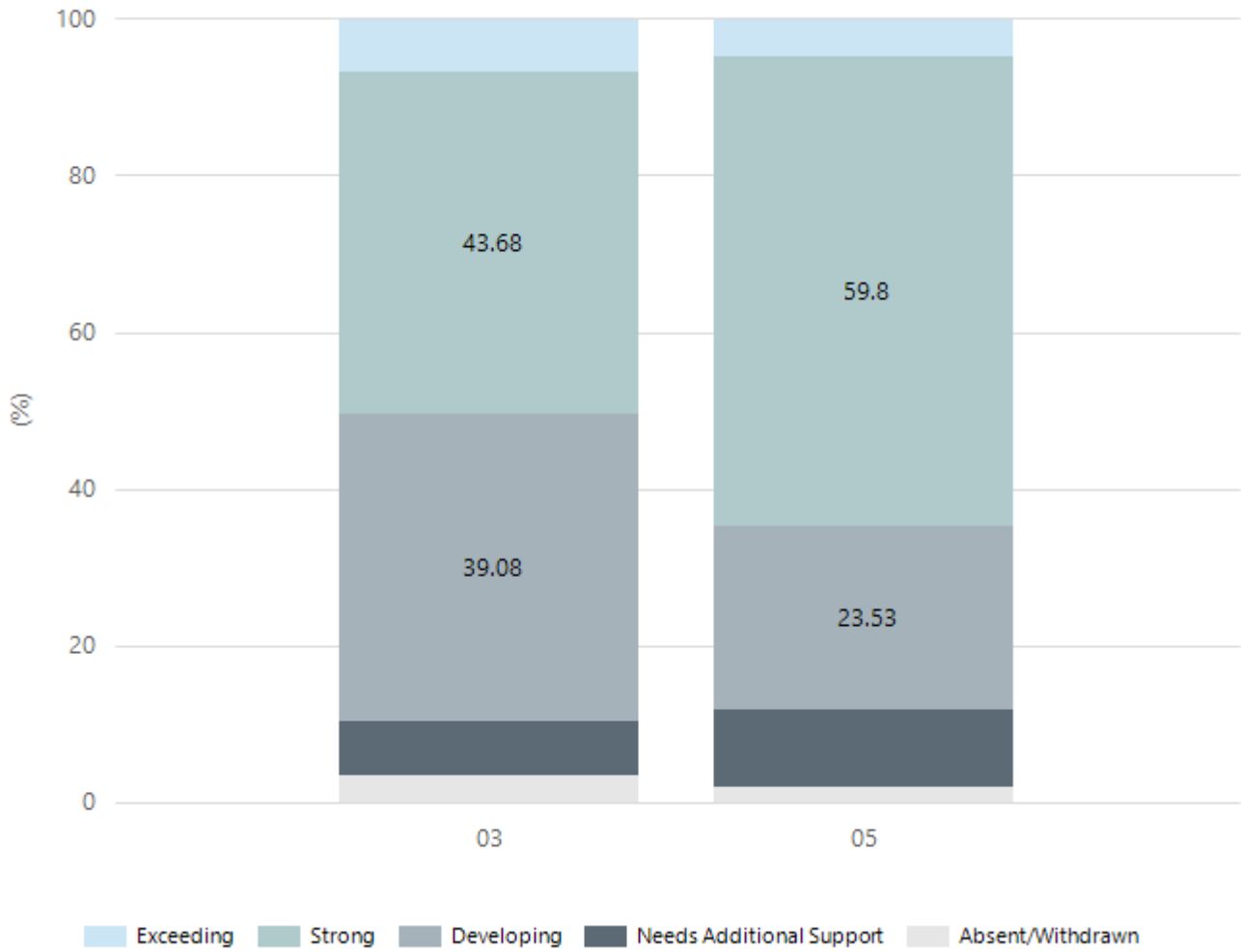
Writing



Year Level	03	05
Exceeding	6	7
Strong	65	60
Developing	11	28
Needs Additional Support	4	6
Absent/Withdrawn	1	1
Total	87	102

Data Source: Department for Education Assessment Data Holdings, 2023. When there are less than six students in a cohort, no data is supplied.

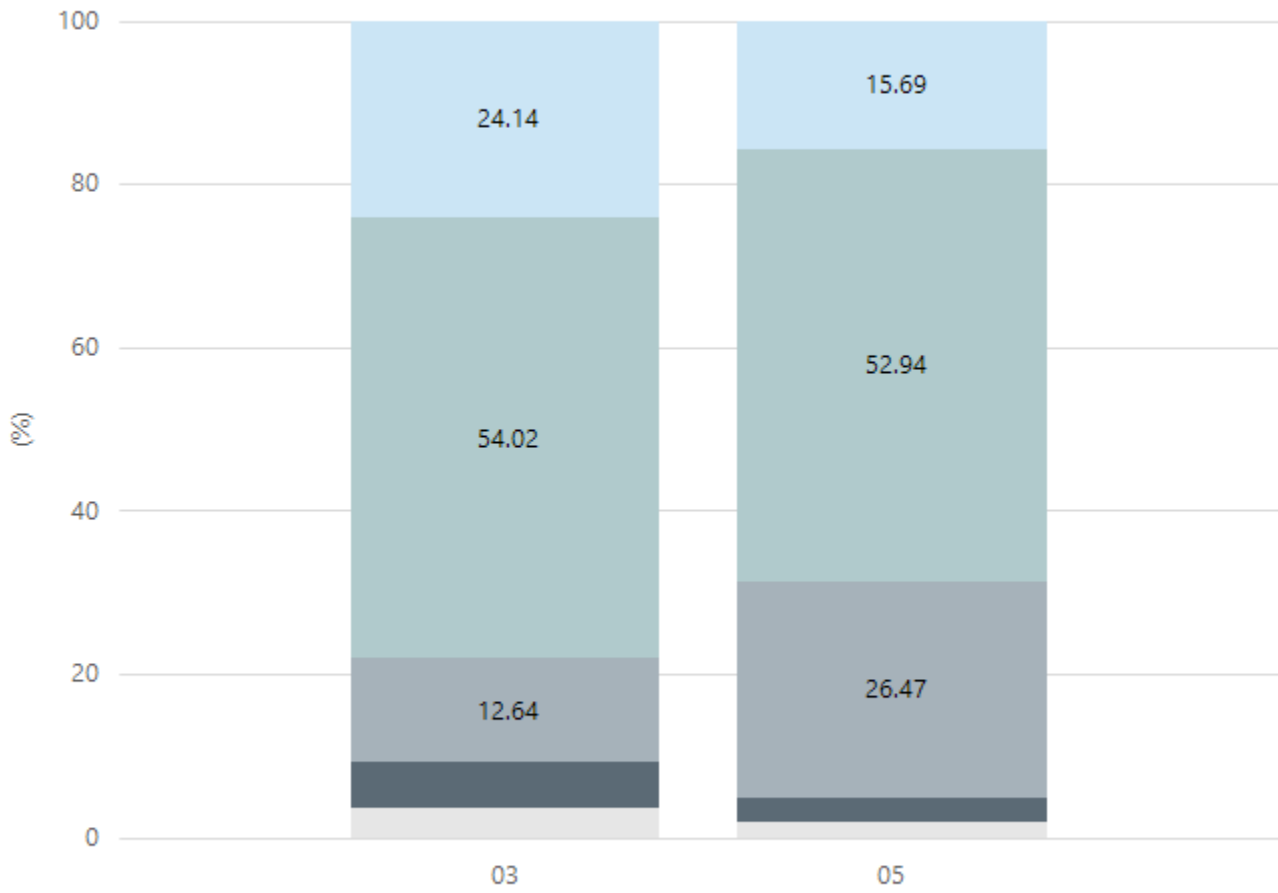
Grammar



Year Level	03	05
Exceeding	6	5
Strong	38	61
Developing	34	24
Needs Additional Support	6	10
Absent/Withdrawn	3	2
Total	87	102

Data Source: Department for Education Assessment Data Holdings, 2023. When there are less than six students in a cohort, no data is supplied.

Spelling



Year Level	03	05
Exceeding	21	16
Strong	47	54
Developing	11	27
Needs Additional Support	5	3
Absent/Withdrawn	3	2
Total	87	102

Data Source: Department for Education Assessment Data Holdings, 2023. When there are less than six students in a cohort, no data is supplied.

School Attendance

Year Level	2021	2022	2023
Reception	94.3%	88.7%	92.1%
Year 01	94.7%	90.6%	89.4%
Year 02	95.8%	89.9%	93.1%
Year 03	95.2%	92.5%	90.2%
Year 04	93.1%	89.3%	93.2%
Year 05	94.1%	90.0%	91.1%
Year 06	93.8%	88.6%	91.7%
Year 07	91.3%		
Primary Other	94.4%	87.3%	88.0%
Total	94.2%	89.9%	91.6%

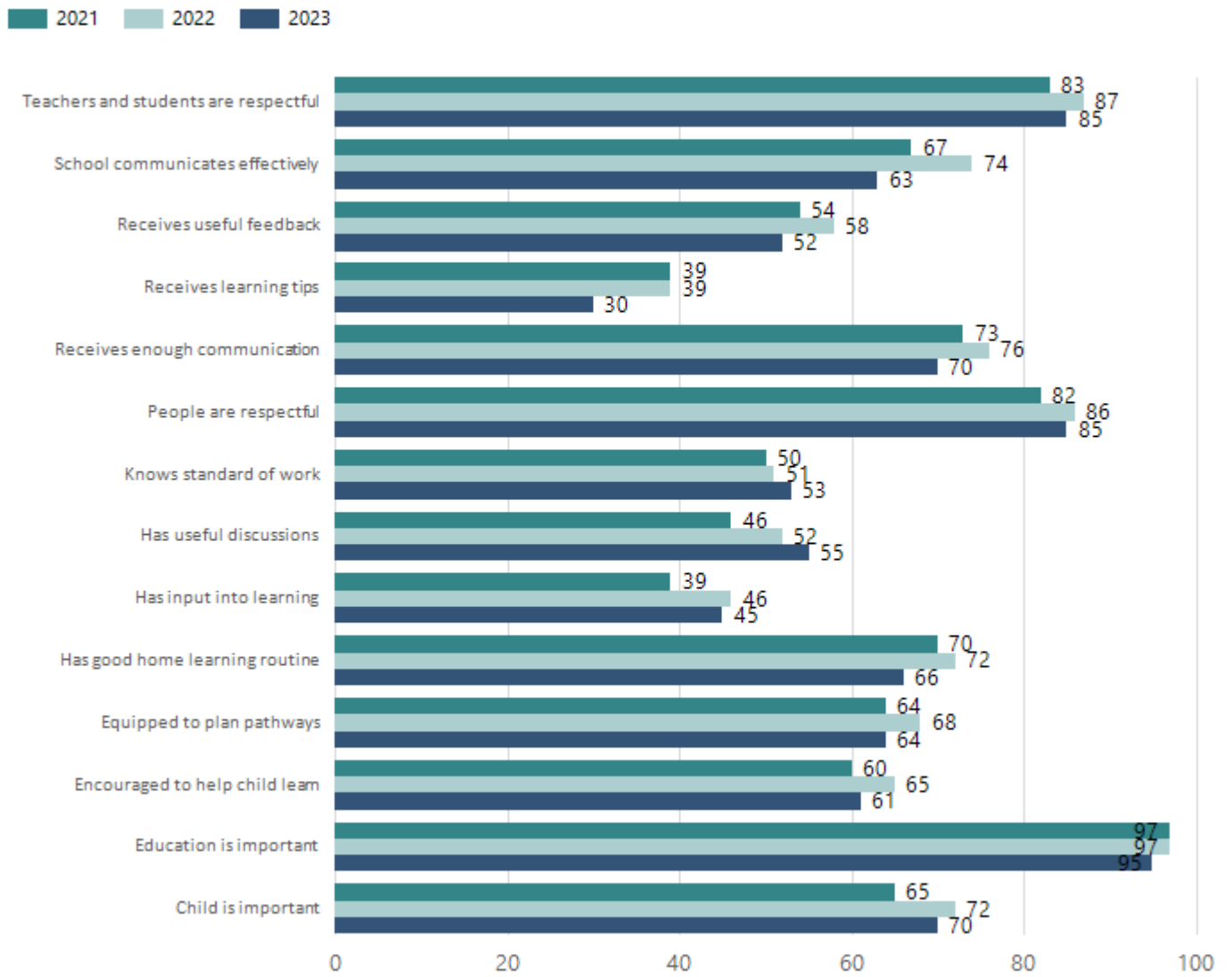
Data Source: Department for Education Attendance Data, Semester 1 Report 2023. A blank cell indicates there were no students enrolled. 'Primary Other' includes students enrolled in specialised education options. 'Secondary Other' includes students who have already spent a year at Year 12 and elected to undertake further study at Year 12.

Attendance Comment

In South Australia, all children and young people must be in school from 6 years to 16 years old. They must attend a government or non-government school full time. From age 16 to 17 however, young people must attend school or an approved learning program (such as an apprenticeship, traineeship, accredited course or university). Schools and parents must encourage and support students to come to school every day. Parents and caregivers must make sure their child is enrolled in a school, and attends school all day and everyday it is open, unless a child is sick or has an approved exemption. Teachers and leaders actively follow up when a student misses school, including recording all absences and non-attendance. All schools in South Australia have local attendance procedures governed under the Education and Children's Services Regulations 2020.

Parent Opinion Survey Results

Proportion of agree/strongly agree response(%)



Data Source: 2023 Department for Education Parent Opinions Survey, Term 3 2023.

Intended Destination

Leave Reason	Number	%
NG - ATTENDING NON-GOV SCHOOL IN SA	9	32.0%
NT - LEFT SA FOR NT	1	4.0%
OV - LEFT SA FOR OVERSEAS	3	11.0%
QL - LEFT SA FOR QLD	1	4.0%
TG - TRANSFERRED TO SA GOVERNMENT SCHOOL	12	43.0%
VI - LEFT SA FOR VIC	2	7.0%

Data Source: Department for Education Destination Data Report, 2023. Data extract term 3 2023. Data shows recorded destinations for students that left the school in the previous year. Data is uploaded by schools in term 3 and may not reflect final or total figures at time of report creation.

Highest Qualifications held by the teaching workforce and workforce composition

All teachers at this school are qualified and registered with the SA Teachers Registration Board.

Qualification Level	Number of Qualifications
Bachelor's degrees or Diplomas	36
Postgraduate Qualifications	19

Data Source: Data extracted from Mandatory Workforce Information Collections as on the last pay date of June 2023. As self-reported by staff in the system.

Please note: Data includes staff who are Actively employed and on extended paid leave. Please note only the highest qualification of the Teaching staff is reported. Excludes any number of other certifications earned.

Workforce composition including indigenous staff

	Teaching Staff		Non-Teaching Staff	
	Indigenous	Non-Indigenous	Indigenous	Non-Indigenous
Full-Time Equivalents	2.6	45.8	1.2	16.7
Persons	3.0	52.0	2.0	23.0

Data Source: Data extracted from Mandatory Workforce Information Collection as on the last pay date of June 2023.

Please note: Data includes staff who are actively employed and on extended paid leave. "Indigenous category" is self-reported by staff in the system.

Financial Statement

Funding Source	Amount
Grants: State	7,883,423.52
Grants: Commonwealth	6,800.00
Parent Contributions	570,364.99
Fund Raising	3,528.35
Other	867,145.54

Data Source: School supplied data.

Well what a year, 2023 has been an eye opening experience for me as my first year as Chair but also as a member of the school community. There has been quite a lot of activity and some excellent achievements in 2023, both at a student level and as a school team.

It was great to see the Canberra camp for Year 6s come back after the COVID break. I know for a fact there are a lot of year 7's that missed out on the Canberra trip, due to COVID, that would have loved to have a "MAKE UP" session.

After months of planning and afterhours work, it was great to see the Grounds Committee get the new LA4 Playground space opened and even without play equipment in the earlier part of the year, it was great to see the kids running around and using the new space. The school was lucky enough to receive a grant for the Queen Elizabeth Platinum Jubilee Celebration, which was put towards trees for this area. The opening was a great opportunity for the kids to get dressed up at school.

I would like to make a special thanks to Michael Bennett, Deb Blucher, Michael Kilmartin, Amy Wollard, Jan Taylor and the rest of the Grounds Committee and School leadership Team who helped this play area get off the ground. With volunteering parents and staff like you, things like this, would never happen. Thank you.

The school continues to have some of the best sport teams in the city (excuse the bias), with the Yr5/6 basketball team champs and we can't miss the Pedal Prix team winning the National title for the second year running, even with Marek being thrown in the deep end, it was a great result with another great staff and volunteer effort put in by all involved. Well Done.

A special mention to the P&F committee, this team has conducted some very well run and inclusive activities, like the Quiz night, Mother's Day and Father's Day stalls, movie night and how can we forget the Wine Fundraiser. The committee has done some excellent work and on behalf of the Governing Council and the School Community I say Thank You.

There was two other significant events in 2023 that I would like to mention, firstly, Ed came into our lives. Although he didn't last long at first, he was fixed up and he returned to school so we could see his sparkly silver plated smiling face every time we entered the school grounds and of course the SEAGULL Launch. This launch gives the children the opportunity to be involved in and use the latest technology available, and with the help and guidance of Adam and the staff, has most definitely taken off with a BANG, a very popular activity the whole school can get involved in and good watch.

I have said this before and will continue to say this many times into the future but the volunteers at this school; either reading in class, serving in the canteen or acting on the governing council, are the back bone of the school, Rebecca and team can only do so much. It is the responsibility of the volunteers to close the gap for our children and make their experience at school one to remember. I cannot talk highly enough about the commitment and enthusiasm that the volunteers have shown from this school and I am very proud to say I go to Brighton Primary School.

Again I say, Well Done and look forward to 2024.

Shane Bissmire

Governing Council Chairperson